

Grand View Garden Homes

Grand News

February 2010



HAPPY VALENTINES DAY!

The staff of Grand View is pleased to welcome our newest residents to the community.

Thank you, current residents, for renewing your lease!

If there is anything we can do to make your stay with us more pleasant, please don't hesitate to call.

Grand View Staff

Community Manager

Lisa Gurton

Leasing Consultant

Ludi Hickman

Zeena Shariff (Weekend)

Maintenance Technician

Reynaldo De Vera

John Blair

Ruben Berroa

OFFICE HOURS:

Monday-Friday

8:30 a.m.-5:30 p.m.

(Closed for Lunch 1p.m.-2 p.m.)

Weekends

Saturday

10:00 a.m.-4:00 p.m.

Office: 352-394-4065

Fax: 352-394-5015

Maintenance

Emergency Pager

386-228-1432



How to Call A Pager

1. Pick up your phone and dial the pager's telephone number.

2. Wait for a beep before you enter your number.

Punch in the area code and telephone number on your phone's keypad, so that the maintenance person you're paging knows where to reach you.

3. Hit the pound (#) key to complete your page and hang up the phone.

WE LOVE OUR RESIDENTS

FREE CAR WASH !!!!!!!

Residents come to the office and receive a complimentary exterior car wash at

Elite Car Wash.

One coupon per apartment.

In observance of Presidents Day, our office will be closed.

Monday, February 15th, 2010

Early Bird Winner!

Congratulations to Elizabeth Munoz!

You won the Early Bird Contest for the month of January. Don't forget to take **\$50.00** off your rent payment. Everyone has a chance to win. Just pay your rent by the first of the month and you'll be entered in our Early Bird Contest. It's that easy.

Pest Control Maintenance Schedule:

2/03/10 Bldg. 6

2/12/10 Bldg. 7 *Please Secure Your Pets*

2/19/10 Bldg. 8

2/26/10 Bldg. 10



Simply Irresistible !!!!!

RESIDENT REFFERAL CONTEST

Residents Who Refer.....

**Five (5) or more lease referrals on a 13month or longer lease.
Receive one month free rent PLUS \$100.00 gift card.**

**Four (4) lease referrals that result in a 13 month or longer lease.
Receive a \$250.00 rent concession PLUS \$50.00 laundry card.**

**Three (3) lease referrals that result in a 13 month or longer lease.
Receive \$150.00 rent concession PLUS \$50.00 gift card.**

**Two (2) lease referrals that result in a 13 month or longer lease.
Receive \$100.00 rent concession PLUS \$30.00 gift card.**

**One (1) lease referral that results in a 13 month or longer lease.
Receive \$100.00 rent concession.**

Always tell someone who is looking for a new home to come visit us!

Be sure that your referral lets us know that you sent them.

Residents receive concession and gifts after referral move-in only.

Contest Ends 2/28/10



Laundry basics:

- Be sure to read labels. You may be surprised to find that many items have special washing instructions.
- While you're sorting laundry into piles of whites, lights, darks, brights and delicates, check clothing for stains and pockets or pant cuffs for any items you've forgotten.
- To avoid snagging, check and secure zippers, buttons, snaps and buckles. Also, unroll cuffs on shirts or pants, and tie drawstrings.
- Once you've sorted your laundry, avoid overloading machines. It's best to never fill the tub more than $\frac{3}{4}$ full. When putting clothes into the washer, don't pack them inside the tub.
- When using the washer or dryer, make sure the cycle is complete before removing the clothes. Interrupting the cycle will cause the machine to malfunction. The next person who tries to use the machine may lose money.
- Please help us keep them in good shape by reporting any broken machines as soon as possible.
- Remove your clothes from the washer or dryer promptly so that others may use the machines. Also be sure to dispose of lint and dryer sheets in the trash.

Please do not put blankets or bed spreads in top loaders.

A front load washer is available at Bldg. 12.



COMMUNITY SAFETY TIPS

Be aware of your surroundings.

If you notice anything that is unusual or if you notice a person loitering or acting strange, call 911 immediately!

Neighbors should watch out for each other.

In case of a grease fire, removing the fuel is not an option as moving the pan is very dangerous. Turning the heat off should be an immediate reaction. Putting the lid on the pan smothers the fire by preventing oxygen from getting in to feed the fire, and the use of baking soda on the fire will do the same.

If you need to use the fire extinguisher, think of the acronym "PASS", which stands for Pull, Aim, Squeeze and Sweep.

P Pull the pin

A Aim at the base of the fire

S Squeeze the trigger/lever


S Sweep back and forth.....So, turn off the heat and "PASS" the fire extinguisher.

Your A/C closet may seem to be the perfect place to store rags or cleaning supplies, but it is not.


In fact, storage of these or any items can be dangerous to you and the apartment.

Please keep your A/C closet clear.






Please help keep our community looking beautiful...
clean up after your pet.



February 2010

Sun	Mon	Tue	Wed	Thu	Fri	Sat
	1 Rent Due	2	3	4	5 Pest Control Bldg. 6	6 Rent Late Fee
7	8	9	10	11	12 Pest Control Bldg. 7	13
14 	15 Office Closed 	16	17 Ash Wednesday	18	19 Pest Control Bldg. 8	20
21	22	23	24	25	26 Pest Control Bldg. 10	27
28						

